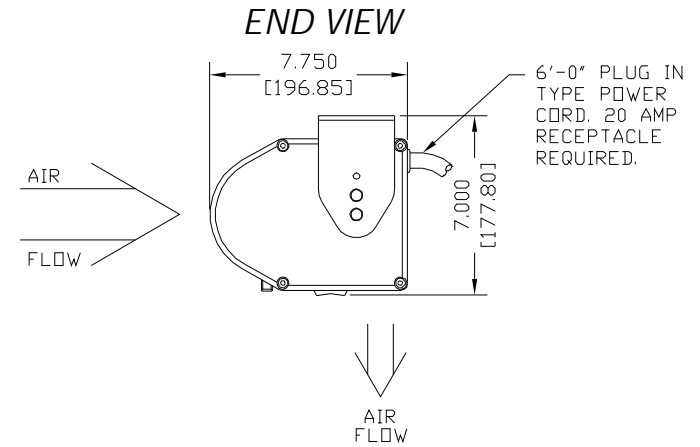
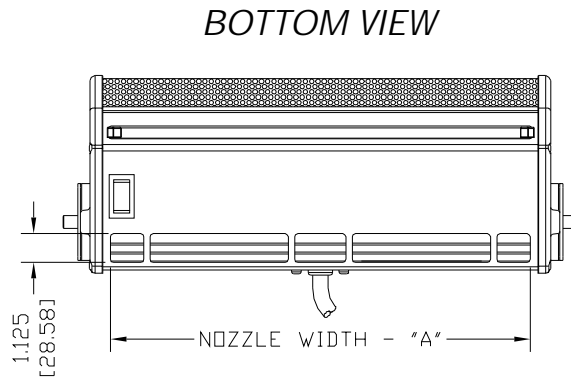
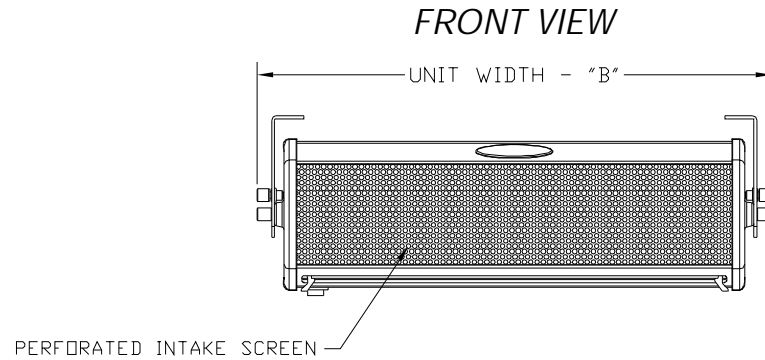
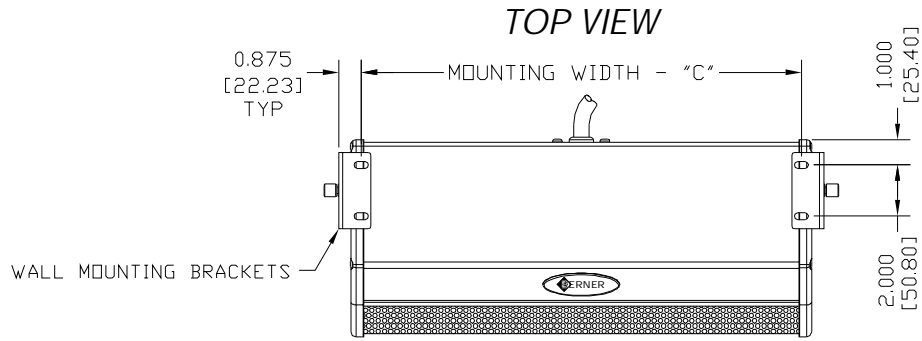


DRIVE THRU UNIT



NOTES:

- ① AIR CURTAIN MUST BE INSTALLED SO AIR STREAM IS NOT OBSTRUCTED WHEN DEFLECTED 20° TO EITHER SIDE OF ϕ .
- ② ELECTRICAL CONNECTIONS TO BE FLEXIBLE.
- ③ FIELD VERIFY DIMENSIONS.
- ④ ANCHORS TO SUPPORTING STRUCTURE BY OTHERS.
- ⑤ ADEQUACY OF SUPPORTING STRUCTURE IS TO BE VERIFIED BY A PROFESSIONAL STRUCTURAL ENGINEER.
- ⑥ DIMENSIONS IN INCHES [CENTIMETERS].

MODEL	NOZZLE WIDTH "A"	UNIT WIDTH "B"	MOUNTING WIDTH "C"
DTU1018	16.500 [41.91]	20.125 [51.12]	17.250 [43.82]
DTU1026	24.500 [62.23]	28.125 [71.43]	25.250 [64.14]

PROJECT		
LOCATION		
ARCHITECT		
ENGINEER		
DWG. NO.	DTUW0012	TITLE: BERNER
DATE	10DEC08	DRIVE THRU AIR CURTAIN
BY	A. Johnston	
REPLACES	-	
BY	-	BERNER INTERNATIONAL CORP. NEW CASTLE, PA.