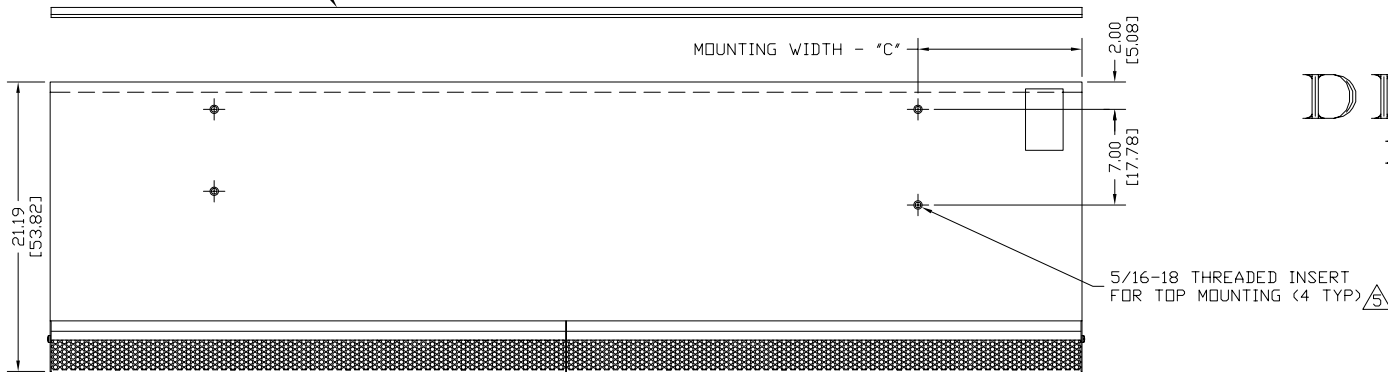
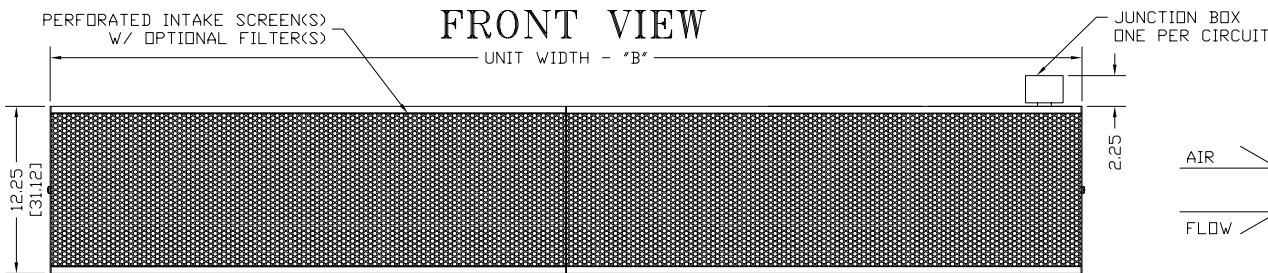


WALL MOUNTING PLATE

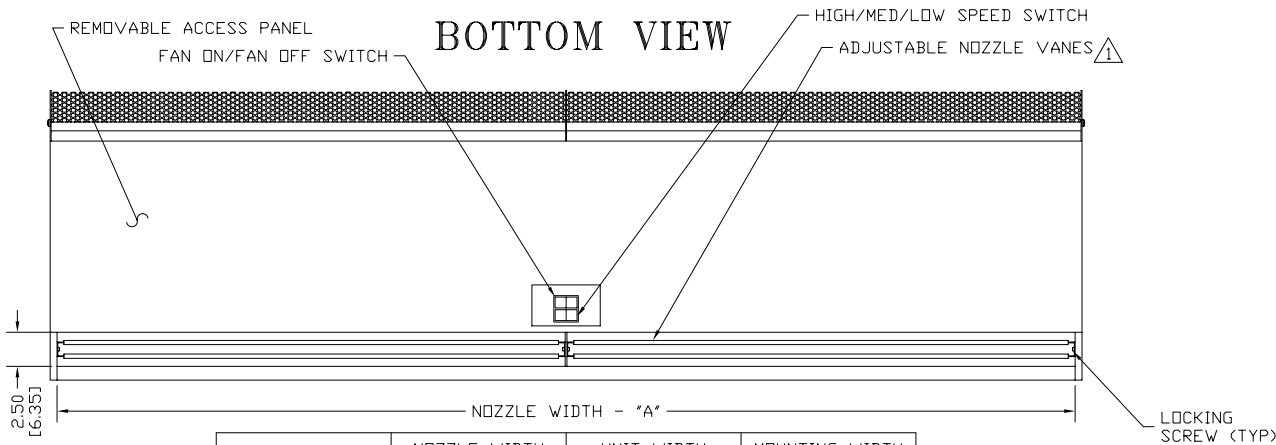
TOP VIEW



FRONT VIEW

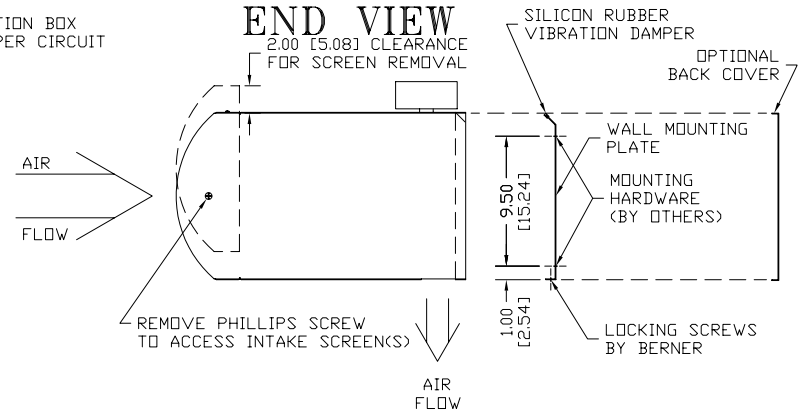


BOTTOM VIEW



DIPLOMAT II ELECTRIC HEATED

END VIEW



NOTES:

- ① AIR CURTAIN MUST BE INSTALLED SO AIR STREAM IS NOT OBSTRUCTED WHEN DEFLECTED 20° TO EITHER SIDE OF C.
- ② ELECTRICAL CONNECTIONS TO BE FLEXIBLE.
- ③ FIELD VERIFY DIMENSIONS.
- ④ ANCHORS TO SUPPORTING STRUCTURE BY OTHERS.
- ⑤ ADEQUACY OF SUPPORTING STRUCTURE IS TO BE VERIFIED BY A PROFESSIONAL STRUCTURAL ENGINEER.
- ⑥ LETTER "E" IN MODEL NUMBER DESIGNATES ELECTRIC HEAT.
- ⑦ DIMENSIONS IN INCHES [CENTIMETERS].

MODEL ⑥	NOZZLE WIDTH "A"	UNIT WIDTH "B"	MOUNTING WIDTH "C"
DP21036E	36.75 [93.35]	37.75 [95.89]	8.00 [20.32]
DP21042E	42.75 [108.59]	43.75 [111.13]	8.00 [20.32]
DP21048E	48.75 [123.83]	49.75 [126.37]	10.00 [25.40]
DP22048E	48.75 [123.83]	49.75 [126.37]	8.00 [20.32]
DP22060E	60.75 [153.31]	61.75 [156.85]	8.00 [20.32]
DP22072E	74.50 [189.23]	75.50 [191.77]	12.00 [30.48]
DP22084E	86.50 [219.71]	87.50 [217.17]	12.00 [30.48]
DP22096E	98.50 [250.19]	99.50 [252.73]	27.00 [68.58]
DP23096E	98.50 [250.19]	99.50 [252.73]	27.00 [68.58]
DP23108E	112.25 [285.12]	113.25 [287.66]	27.00 [68.58]
DP23120E	118.25 [300.36]	119.25 [302.90]	27.00 [68.58]

PROJECT		
LOCATION		
ARCHITECT		
ENGINEER		
DWG. NO.	MINU2858	TITLE: BERNER
DATE	30JAN06	MODEL DIPLOMAT II AIR CURTAIN
BY	B. Peffer	ELECTRIC HEATED SYSTEM
REPLACES	04JAN06	
BY	A. Johnston	BERNER INTERNATIONAL CORP. NEW CASTLE, PA.