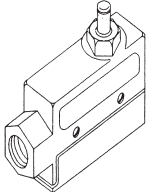
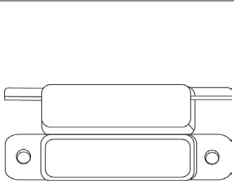
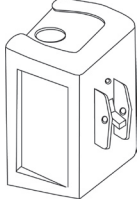


ACCESSORIES

AVAILABLE FOR K-ZONE

DESCRIPTION	PART NO.	
K-ZONE ACCESSORIES		
	<p>Door Switch Each switch is suitable for single phase power only and max. amp draw of 20 amps. 120/208/240V 480V (consult factory)</p>	<p>9503SD020-P <i>Plunger Type</i></p>
	<p>24 Volt Magnetic Reed Switch Requires transformer to be added to air curtain, whether supplied by Berner or others.</p>	<p>9503MRS1F4-NC-K</p>
<p><i>Requires One Of The Following Options:</i></p>		
<p>OPTION #1</p>	<p>Load Center Remote Mounted 24 Volt Transformer</p>	<p>9012LC12 ADDC-24</p>
<p>OPTION #2</p>	<p>24 Volt Control Station Includes time delay relay part no. 90TD024</p>	<p>9012CS10A2P 120-24-TD 9012CS10A2P 2080-24-TD</p>
	<p>30 Amp Toggle Disconnect Single phase: 2hp @ 120V/1; 2hp @ 240V/1.</p>	<p>95083032C <i>Single Phase 120/277V</i></p>
<p><i>Illustration Not Available</i></p>	<p>Tandem Mount Performance Kit Includes left and right hand diverter. Enhances performance when tandem mounting units.</p>	<p>66EZN000TMK-P</p>
<p><i>Illustration Not Available</i></p>	<p>3' Cord and Plug</p>	<p>505CRD163 SJT-03B</p>