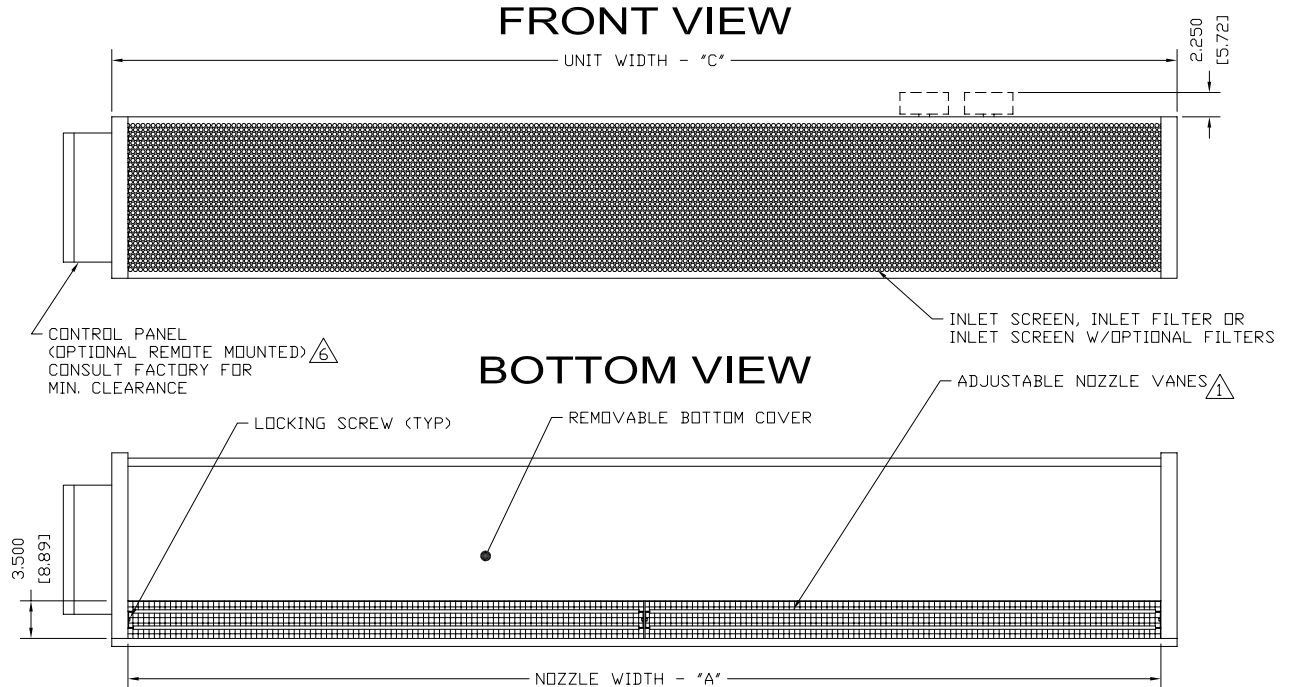
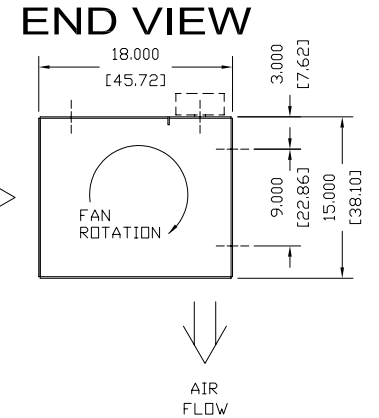
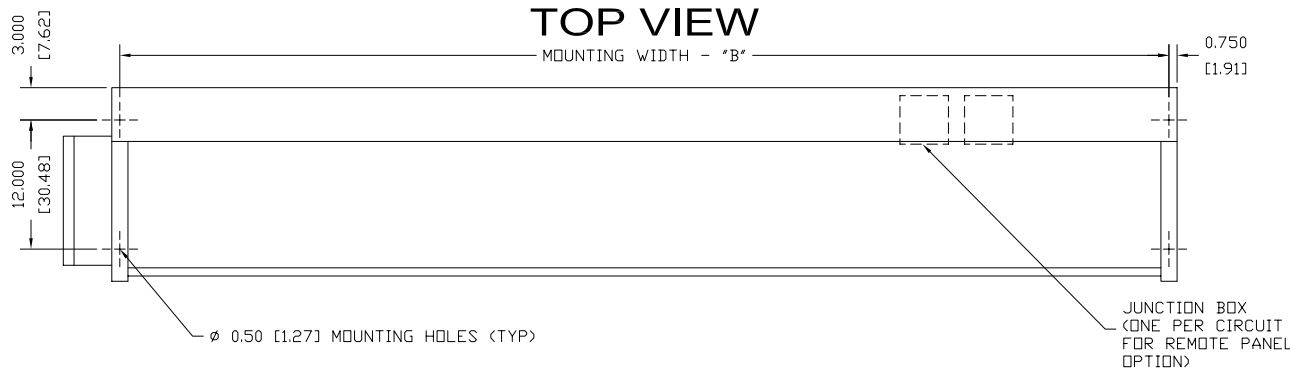


# KSA ELECTRIC HEATED SYSTEM



MODEL	NOZZLE WIDTH "A"	MOUNTING WIDTH "B"	UNIT WIDTH "C"
KSA1036E	36.00 [91.44]	37.50 [95.25]	39.00 [99.06]
KSA1042E	42.00 [106.68]	43.50 [110.49]	45.00 [114.30]
KSA1048E	48.00 [121.92]	49.50 [125.73]	51.00 [129.54]
KSA1060E/2060E	66.00 [167.64]	67.50 [171.45]	69.00 [175.26]
KSA2072E	72.00 [182.88]	73.50 [186.69]	75.00 [190.50]
KSA2078E	78.00 [192.12]	79.50 [201.93]	81.00 [205.74]
KSA2084E	84.00 [213.36]	85.50 [217.17]	87.00 [220.98]
KSA2096E/3096E	99.00 [251.46]	100.50 [255.27]	102.00 [259.08]
KSA2108E/3108E	108.00 [274.32]	109.50 [278.13]	111.00 [281.94]
KSA2120E/3120E	117.00 [297.18]	118.50 [300.99]	120.00 [304.80]
KSA3132E	132.00 [335.28]	133.50 [339.09]	135.00 [342.90]
KSA3144E/4144E	144.00 [365.76]	145.50 [369.57]	147.00 [373.38]

## NOTES:

- 1 AIR CURTAIN MUST BE INSTALLED SO AIR STREAM IS NOT OBSTRUCTED WHEN DEFLECTED 20° TO EITHER SIDE OF C.
- 2 ELECTRICAL CONNECTIONS TO BE FLEXIBLE.
- 3 FIELD VERIFY DIMENSIONS.
- 4 ANCHORS TO SUPPORTING STRUCTURE BY OTHERS.
- 5 ADEQUACY OF SUPPORTING STRUCTURE IS TO BE VERIFIED BY A PROFESSIONAL STRUCTURAL ENGINEER.
- 6 UNIT MOUNTED CONTROL PANEL STANDARD, REMOTE OPTIONAL.
- 7 DIMENSIONS IN INCHES [CENTIMETERS].

PROJECT		
LOCATION		
ARCHITECT		
ENGINEER		
DWG. NO.	VSAV0021	TITLE: <b>BERNER</b>
DATE	13APR07	MODEL KSA AIR CURTAIN
BY	D. Johnson	ELECTRIC HEATED SYSTEM
REPLACES		
BY		BERNER INTERNATIONAL CORP. NEW CASTLE, PA.